


Cognition after Transplant: Coping with Attention, Learning and Memory Issues

Celebrating a Second Chance at Life
Survivorship Symposium

July 11-17, 2020



Michael Parsons, PhD
Massachusetts General Hospital

Cognition After Bone Marrow Transplant: Coping with Attention, Learning and Memory Issues

**Celebrating a Second Chance at Life Symposium:
July 12, 2020**

Michael Parsons, PhD

Neurotoxicity Clinic and Brain Repair Research Program
Division of Neuro-Oncology
Massachusetts General Hospital Cancer Center

Disclosures

- Dr. Parsons has been a consultant to Monteris Inc., a medical device company that manufactures a device for brain tumor surgery.
- Dr. Parsons is a consultant to Agios Inc. (a pharmaceutical company that develops anti-cancer drugs).
- Dr. Parsons receives royalties from the American Psychological Association for a book authorship

Those relationships have no meaningful impact on the material being discussed today

Bone Marrow Transplant and the Brain

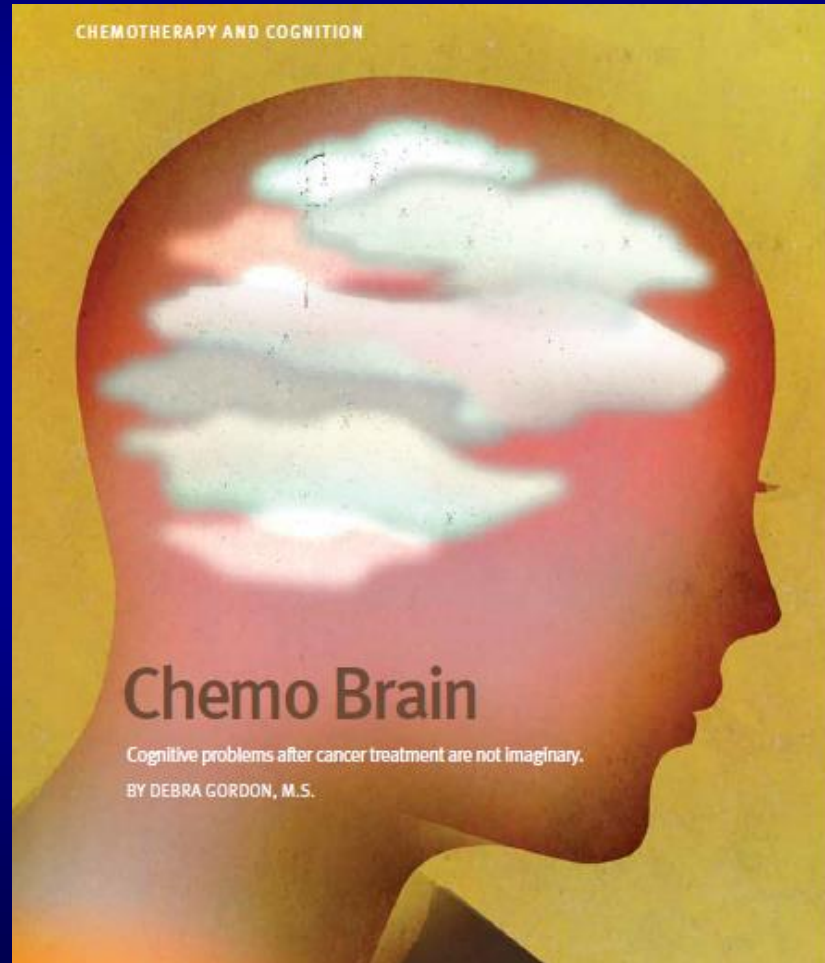
GOALS:

1. Discuss the types of cognitive problems that BMT survivors experience and how those problems are related to the functioning of different brain networks and systems.
2. Explain the process of neuropsychological evaluation and describe how it may be helpful for an individual who is dealing with cognitive symptoms.
3. Describe the scientific literature regarding the nature and causes of these problems.
4. Provide suggestions for coping with these problems on a day-to-day basis.

Topics

- Cognitive symptoms after BMT
 - Which cognitive functions are affected?
 - The severity and extent of cognitive symptoms
 - Relationship of those symptoms to brain systems/structures
- What causes cognitive symptoms?
 - Chemobrain
 - Inflammation
 - Neurotoxicity
 - Demyelination
 - Fatigue/Sleep problems
 - Stress
 - Side effects/complications
- Evaluation and treatment of cognitive symptoms
 - Medical/Neurologic workup
 - Neuropsychological evaluation
 - Treatment

Chemo Brain: Cognitive problems after cancer treatment are not imaginary.
Neurology Now
April/May 2014; Volume 10(2); p 20–27



Editorials

“Doctor, Will the Treatment You Are Recommending Cause Chemobrain?”

Patricia A. Ganz, *Jonsson Comprehensive Cancer Center at the University of California Los Angeles, Los Angeles, CA*

DOI: 10.1200/JCO.2011.39.4288;

Study Confirms 'Chemo Brain' is Real




<http://www.newsmax.com/Health/Health-News/chemo-brain-real-memory/2016/08/19/id/744331/>

Cognitive Functions

What is 'Cognition'

- All of the skills of thought
 - Memory
 - Concentration
 - Language Skills
 - Visual Skills
 - Executive Functions
 - Reasoning and Problem Solving
 - Judgment
 - Impulse Control
 - Flexibility
 - Planning
 - Sequencing and Organizing



What do people describe as “chemobrain”?

- Memory problems
 - I forget what I’m going to do
 - Can’t remember the word that I want to use
 - My wife says she told me something, but I don’t remember
- Brain fog
 - Difficulty concentrating
 - Slow processing speed
 - Impairments in problem solving/reasoning

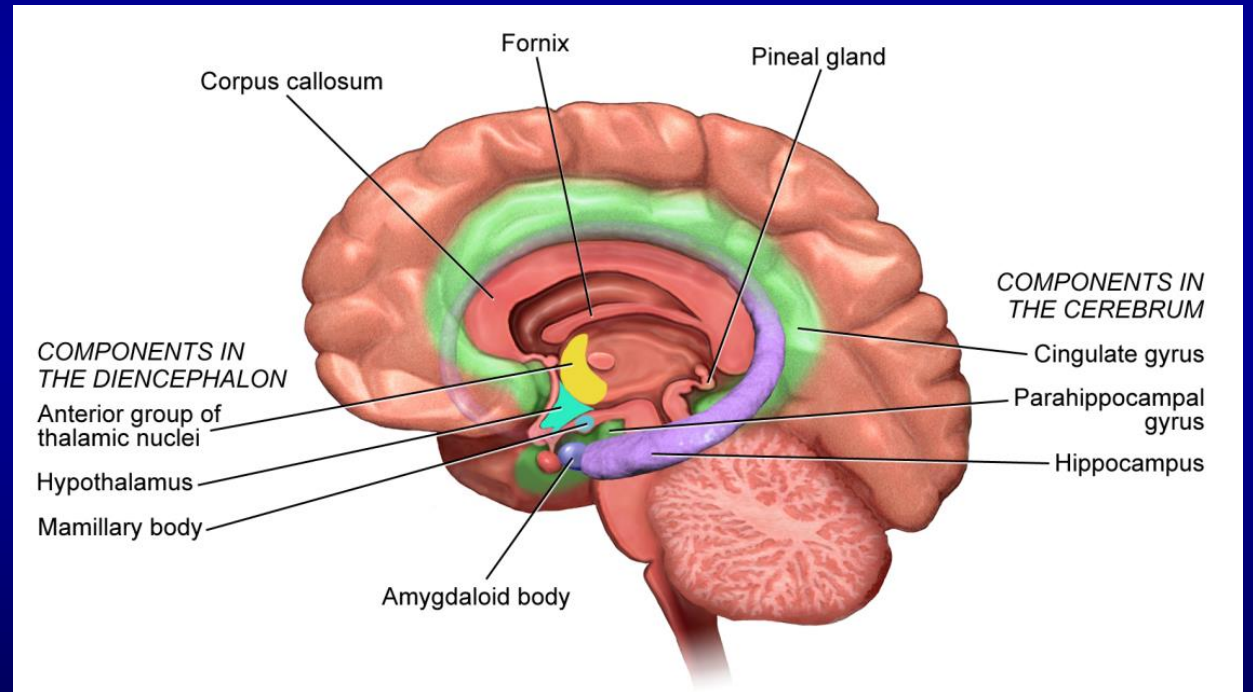
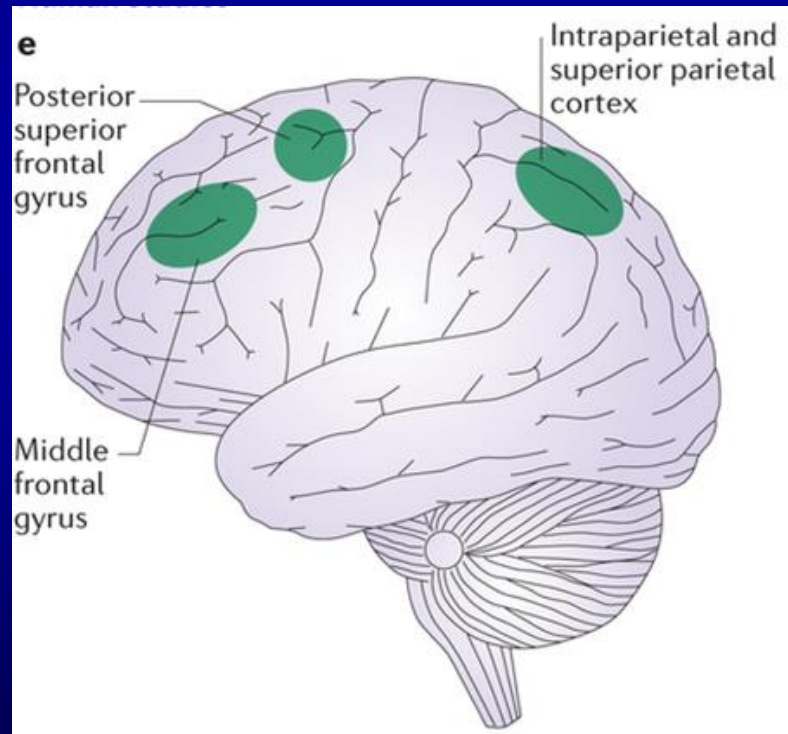
Neuropsychological Evaluation: How do we assess cognition?

- Motor examination
- Visuospatial Function
- Language
- Information Processing Speed
- Recent Memory
- Attention/Working Memory
- Executive Function
- Mood/Quality of Life

Neuropsychological evaluation for chemobrain: Which functions are most affected?

Working Memory: The ability to hold and manipulate information in mind (e.g., digit span, serial 7's)

Recent Memory: The ability to retain newly learned information. Tested by word-list, story, or design memorization.

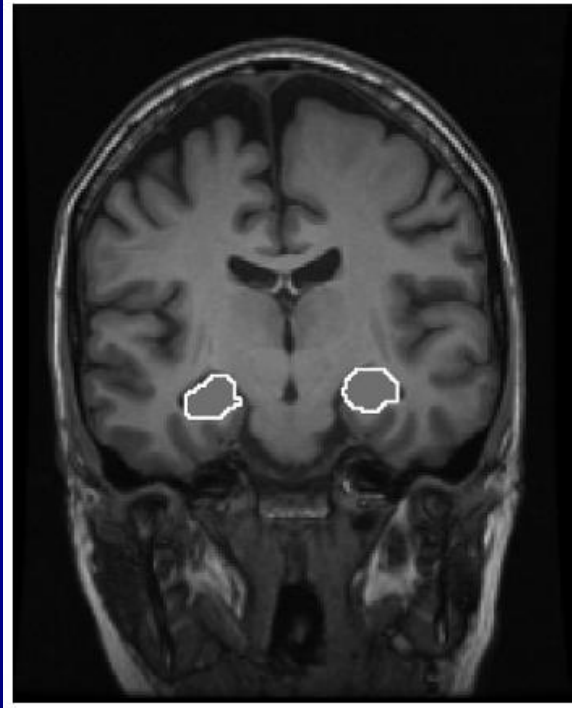


Recent Memory

- Encoding
 - Bringing information into memory system
 - highly related to attention
 - Depends on focus and processing speed
- Storage (Consolidation)
 - Retention of information over time
- Retrieval
 - Ability to recall the specific details later
 - Use recognition paradigm (yes/no) to disentangle retrieval from consolidation based memory deficits.



Brain Structures Affected by Chemotherapy



Hippocampus – critical memory area

- Women who had received chemotherapy 5 years earlier were compared to no-chemotherapy controls
- Chemotherapy reduced hippocampal volume, but not whole brain
- Hippocampal volume correlated with memory scores
- (smaller hippocampus = lower memory scores)

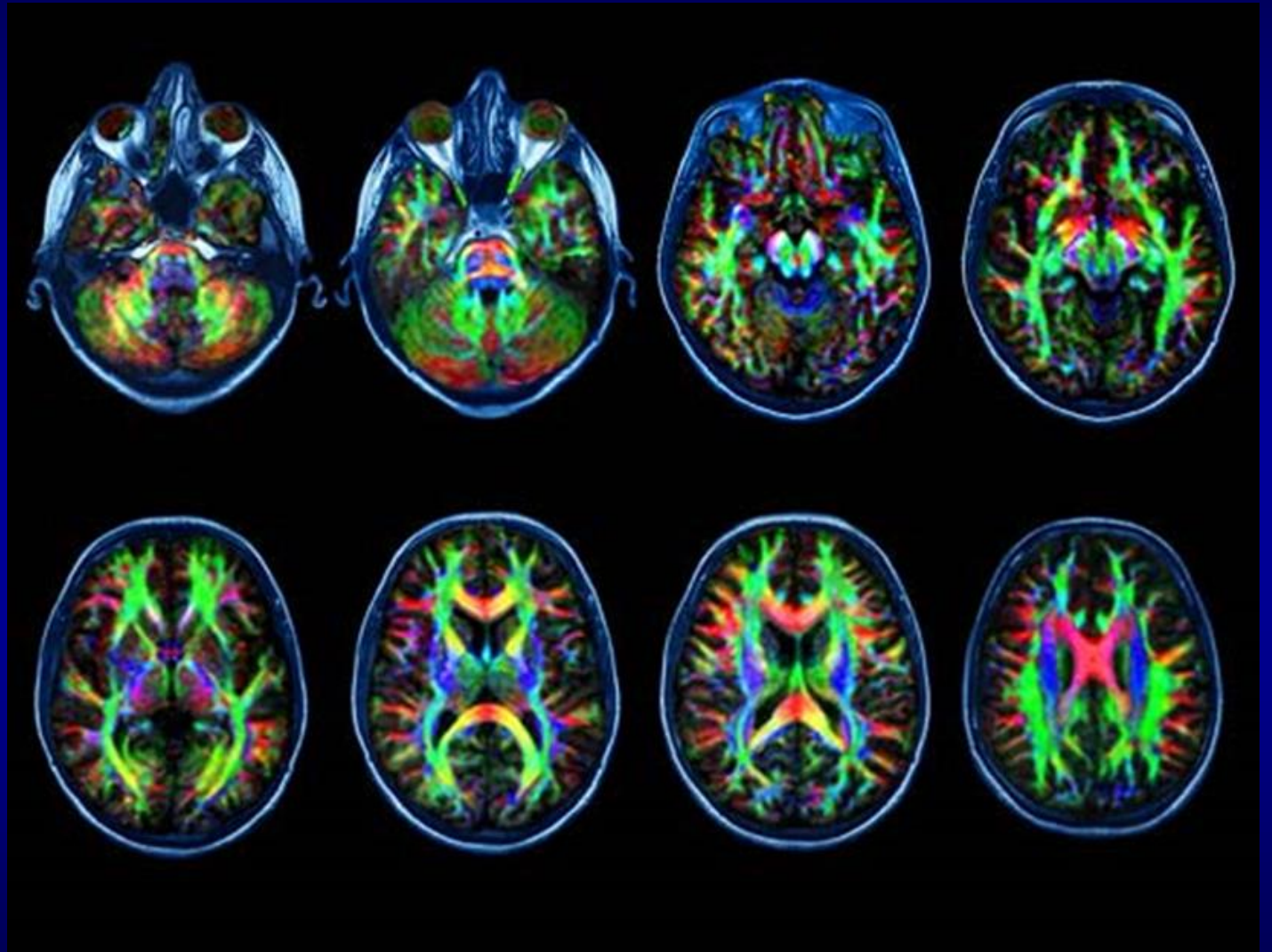
Which Cognitive Abilities Decline?

Attention:

- Sustaining attention
- Shifting attention
- Dividing attention
- Suppressing distractions

Information Processing Speed:

- These abilities require integration of multiple brain areas, efficient transmission of information



Executive Functions

- “Frontal lobe” tests
- Reasoning & problem solving
- Inhibition
- Shifting
- Initiation, cessation, perseveration
- Requires integration of other domains, efficiency
- Other qualitative executive skills
 - Awareness/insight
 - Judgment

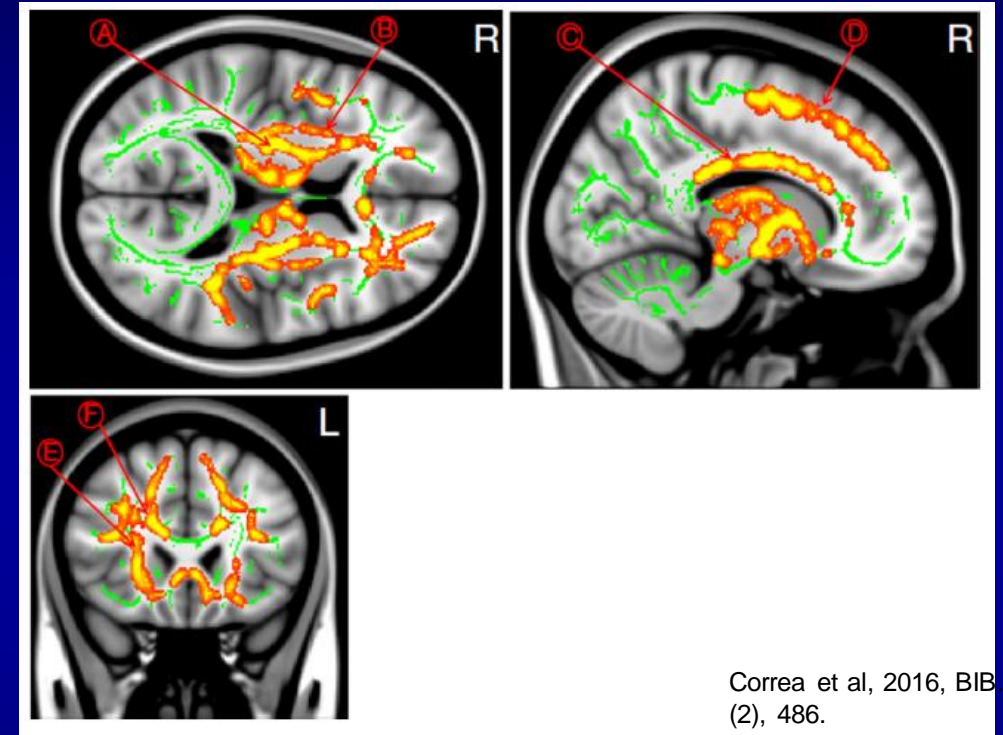


What do cognitive tests tell us about *how and where* chemotherapy affects the brain

- Multiple brain areas are affected
- Fibers that connect distant brain areas appear to be vulnerable
- Certain brain areas (e.g., hippocampus) may be particularly at risk
- These widespread effects suggest that there is toxicity throughout the brain, with particular areas that may be more vulnerable than others.

Brain Connections are Affected by Chemotherapy

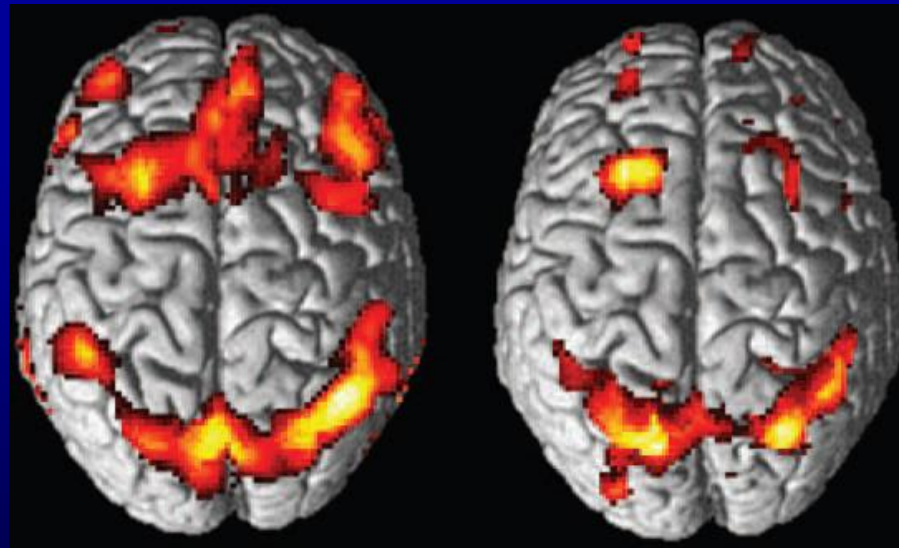
- Patients receiving high dose chemotherapy for hematological disorders and autologous stem cell transplant were compared prior to and one year after induction chemotherapy versus controls
- Significant decrease in integrity of brain connections (white matter), which correlated with cognitive test performance



Correa et al, 2016, *BIB*. 10 (2), 486.

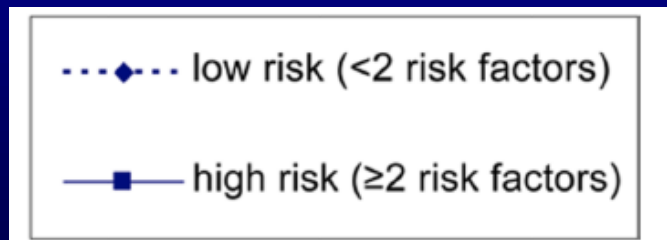
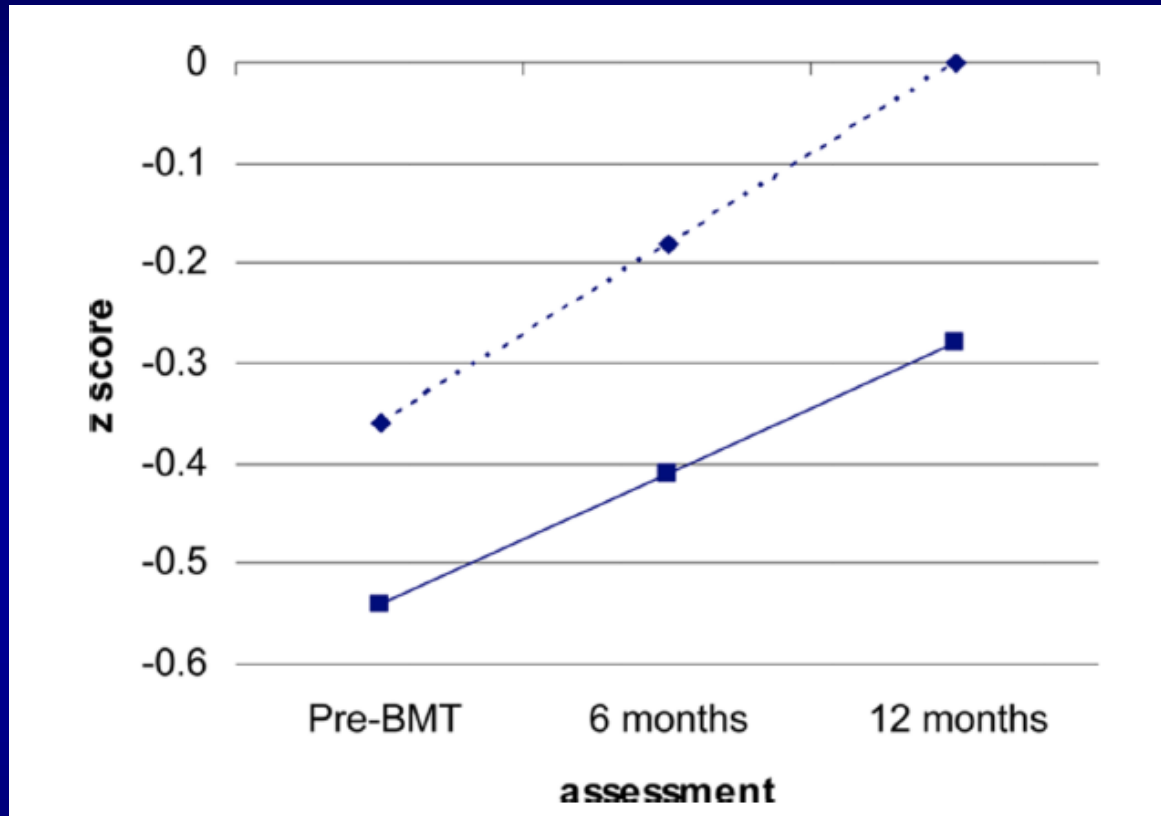
Brain activity and chemotherapy

- Functional brain imaging techniques measure brain blood flow while people are performing cognitive tasks
 - FMRI
 - PET
- Twin study, showing differences between a patient treated with chemotherapy and her twin.



Ferguson et al., 2007, J Clin Oncol 25:3866

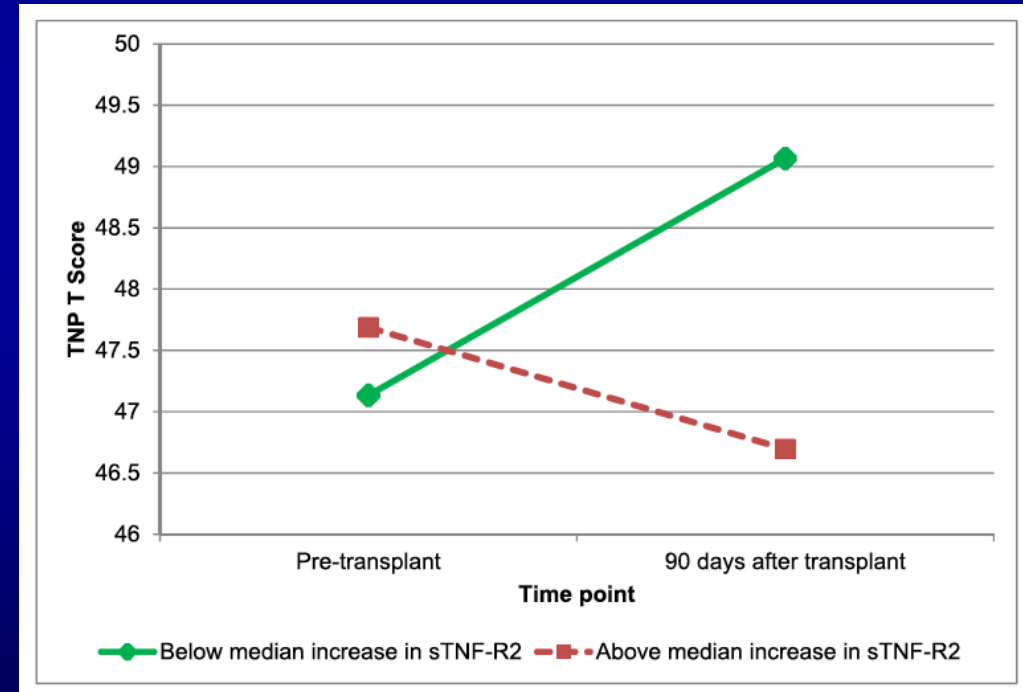
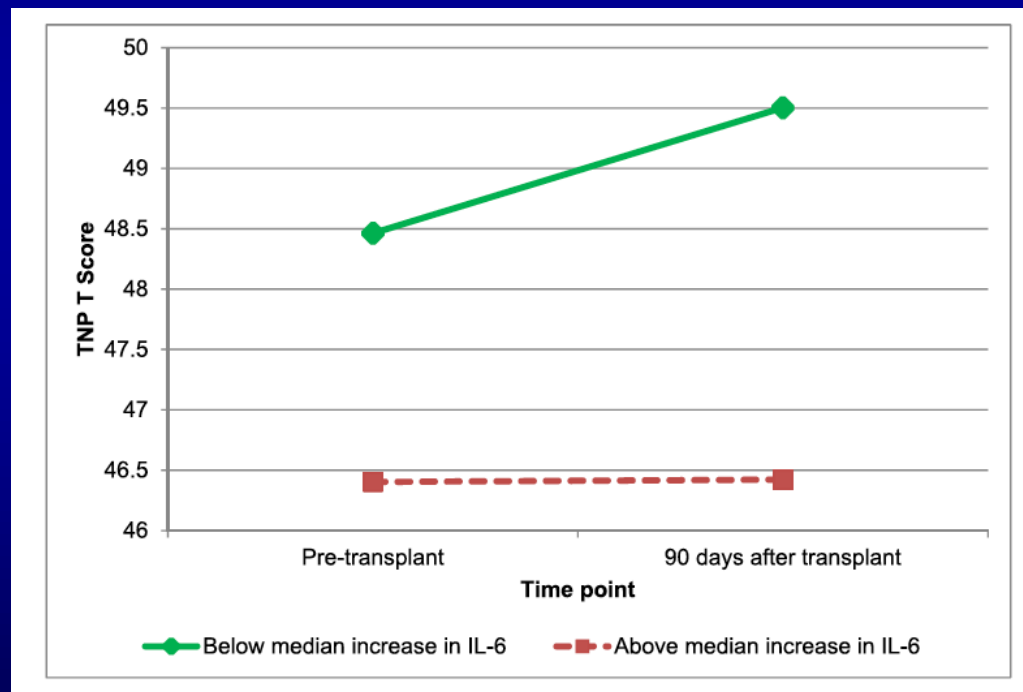
Variability in Cognitive Problems in people who had BMT



- History of brain disorders or treatment to the brain (e.g., radiation)
- Transplant factors (allogeneic vs autologous)
- Length of hospitalization
- Other signs of toxicity (e.g., enteritis)
- Age
- Pre-existing brain risk factors (e.g., diabetes, heart disease, hypertension, hyperlipidemia)

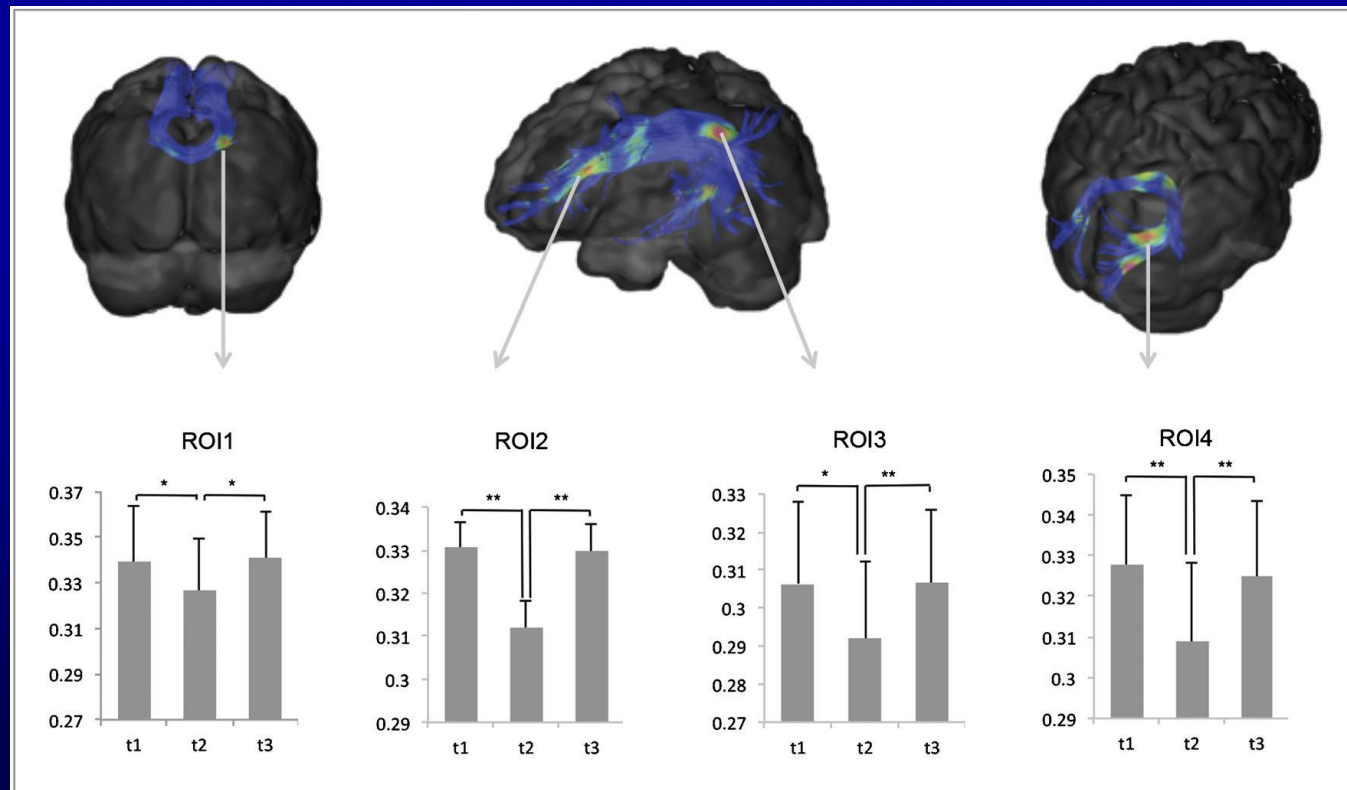
Inflammation Contributes to Cognitive Problems after BMT

- Those who have signs of greater inflammation (Interleukin-6, tumor necrosis factor, C-reactive protein) have more cognitive problems after BMT



Some Good News

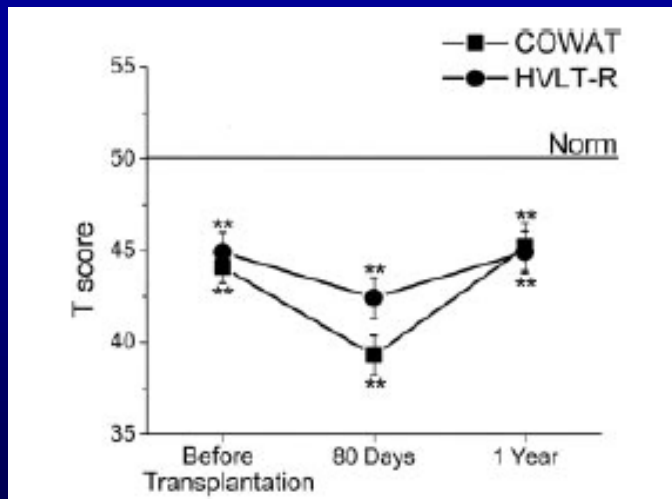
- Numerous studies have shown that cognition improves over time after chemotherapy.
- Brain activity can normalize
- Even integrity of brain connections has been shown to return to normal



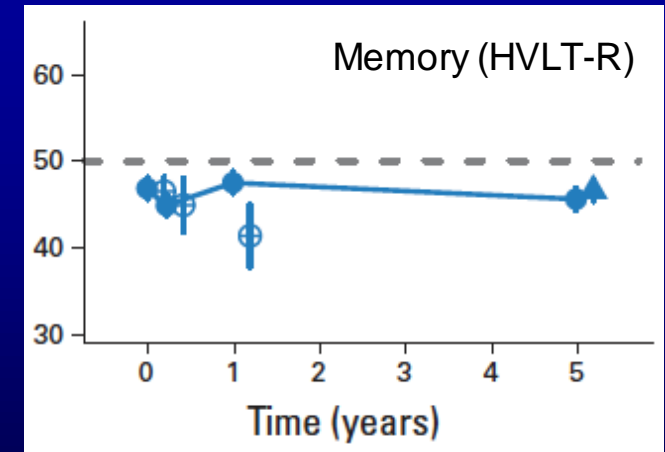
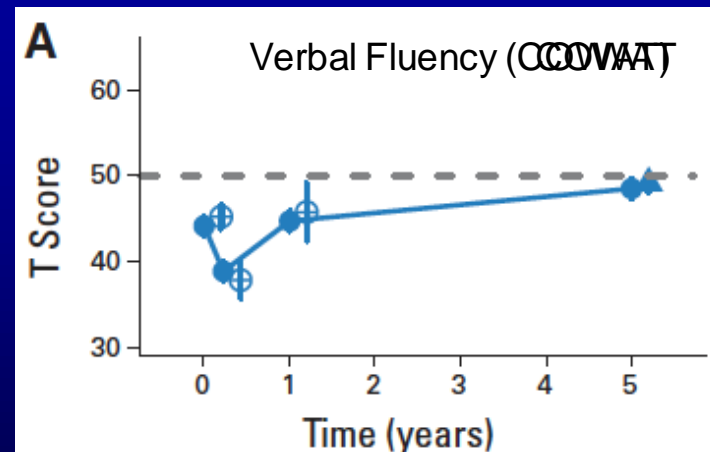
Deprez et al, Brain Imaging and Behavior (2018)

Cognitive Recovery after Bone Marrow Transplant

- Syrjala and colleagues followed allogenic BMT recipients 1 year and 5 years after transplant
- They saw changes in memory, word-finding, and processing speed after transplant
- The patients returned to their pre-transplant baseline by 1 year
- These changes remained stable when followed up at 5 years from transplant.



Syrjala et al, Blood (2004)




Syrjala et al, JCO (2011)

More Good News

- Chemotherapy cognitive effects tend to be mild
- Only a subset of individuals experience these problems
- There are a number of factors that you CAN control that can improve cognition
 - Sleep
 - Pain
 - Stress
 - Mental Stimulation
 - Supportive and Compensatory Strategies

Interventions for chemotherapy-related cognitive impairment

- Cognitive Rehabilitation
- Compensatory strategies are most effective method
 - Identify the goal you'd like to achieve or the thing you'd like to do better
 - Work with someone to develop a strategy to achieve that goal
- Cognitive rehabilitation specialists
 - Speech specialists
 - Occupational therapy specialists
- Success is contagious!



Compensatory Strategies For Cognitive Problems

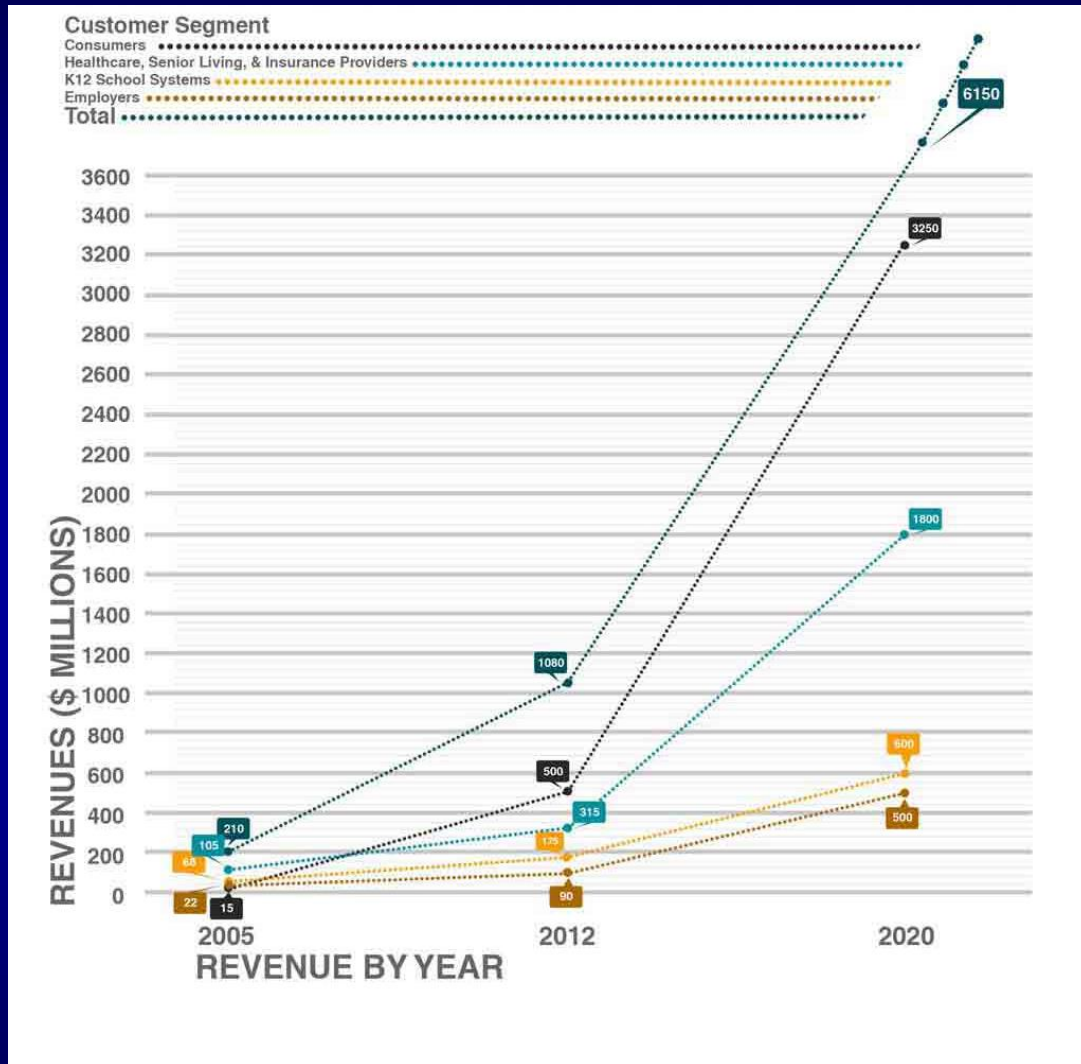
- Associative Strategies for Memory – Use *meaning* to improve memory for labels that are difficult to recall
 - Face-Name associations
 - Method of Loci
- Organizational/Technology Aids
 - Calendars, medication organizers, reminders
- Environmental changes
 - Reducing distractions - e.g., noise cancelling headphones
- Enhancing attention
 - Example – reading and listening to a book/audiobook simultaneously

Interventions for Chemotherapy-Related Cognitive Impairment

- Does ‘brain exercise’ help (e.g., computerized brain training)?
 - It’s better than nothing...
 - ...but not necessarily better than anything else
 - Cognitive “exercise” improves performance on the specific tasks
 - Attention related activities
 - Semantic network type activities
 - Generalizability of results mixed
 - Buyer beware

Bray et al, 2017. J Clin Oncol 35:217-225

Caveat Emptor!



sharpbrains.com/executive-summary

FEDERAL TRADE COMMISSION
PROTECTING AMERICA'S CONSUMERS

ABOUT THE FTC | NEWS & EVENTS | ENFORCEMENT | POLICY | TIPS & ADVICE

Home » News & Events » Press Releases » Lumosity to Pay \$2 Million to Settle FTC Deceptive Advertising Charges for Its "Brain Training" Program

Lumosity to Pay \$2 Million to Settle FTC Deceptive Advertising Charges for Its "Brain Training" Program

Company Claimed Program Would Sharpen Performance in Everyday Life and Protect Against Cognitive Decline

FOR RELEASE

January 5, 2016

TAGS: Bureau of Consumer Protection | Consumer Protection | Advertising and Marketing | Health Claims | Online Advertising and Marketing

The creators and marketers of the Lumosity "brain training" program have agreed to settle Federal Trade Commission charges alleging that they deceived consumers with unfounded claims that Lumosity games can help users perform better at work and in school, and reduce or delay cognitive impairment associated with age and other serious health conditions.

As part of the settlement, Lumos Labs, the company behind Lumosity, will pay \$2 million in redress and will notify subscribers of the FTC action and provide them with an easy way to cancel their auto-renewal to avoid future billing.

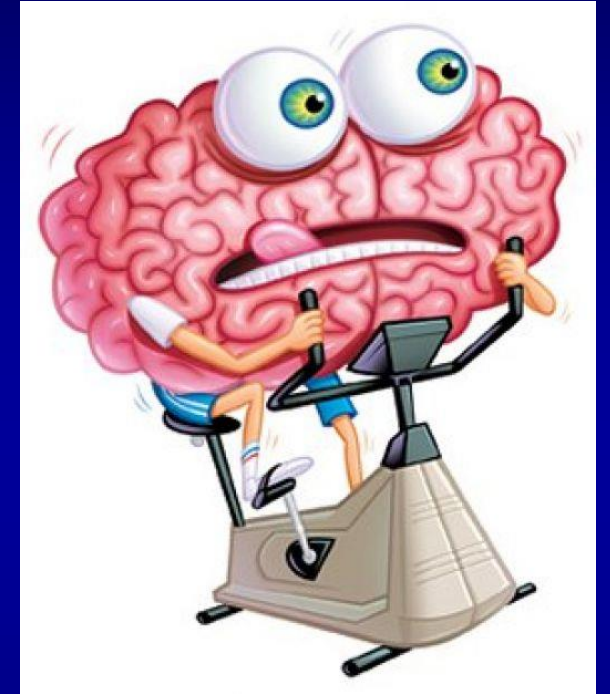
"Lumosity preyed on consumers' fears about age-related cognitive decline, suggesting their games could stave off memory loss, dementia,

ftc.gov/news-events/press-releases/2016/01/lumosity-pay-2-million-settle-ftc-deceptive-advertising-charges




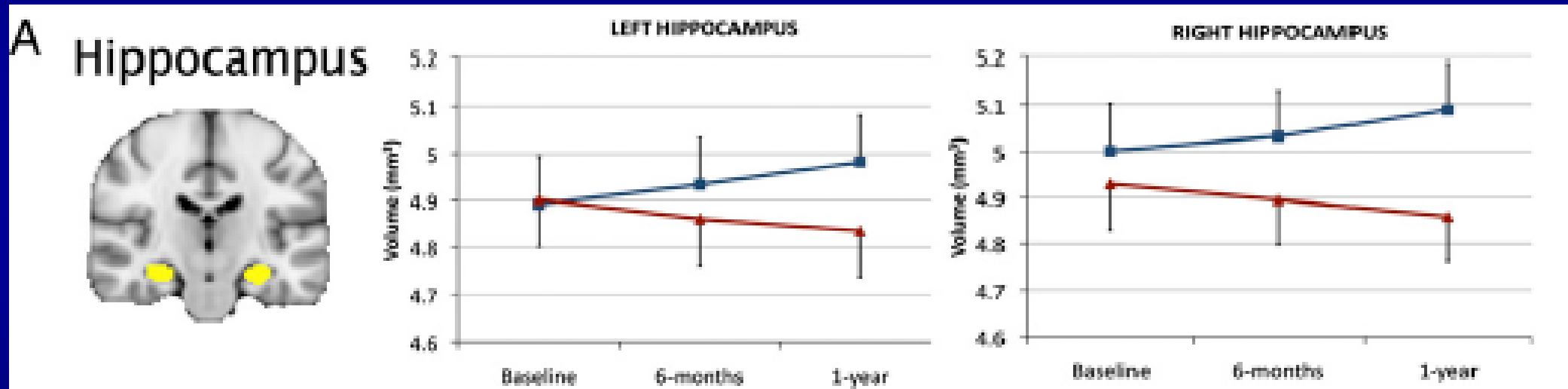
Maintaining Brain Health

- Physical exercise
 - Promotes the growth of new nerve cells in the brain
 - Reduces inflammation
 - Improves efficiency of blood supply to the brain
 - Helps promote overall brain health
- Talk to your doctor about the level of exercise that is safe
 - general guidelines are similar to those for heart health



Maintaining Brain Health

- The value of exercise: Can help reduce the loss of brain with aging



Kramer et al., 2011, PNAS

Directions for the future

- Innovative therapies that address the underlying neuropathology of chemobrain
- Interventions to prevent impact of inflammatory cytokines on brain health
- Management of *modifiable* contributors to cognitive symptoms
- Further expansion of cognitive therapeutic approaches with well designed trials

Future Directions – Medication Trials

Intervention	Putative Mechanism/Interventions	Clinical trial registry numbers
CNS stimulants		
Methylphenidate	Dopaminergic agonism	NCT02970500
Anti-dementia drugs		
Donepezil	basal forebrain cholinergic system protection	NCT02822573
Memantine	glutamatergic neurotransmission, neuroprotection	NCT03342443; NCT02360215
Neuroprotective drugs and interventions		
Lithium	hippocampal neuroprotection	NCT01486459
Pioglitazone	protection from oxidative neuronal injury	NCT01151670
Ramipril	protection from oxidative neuronal injury	NCT03475186
Fluoxetine	protection of dividing cells in hippocampus	NCT01615055
Ibuprofen +/- exercise	anti-inflammatory interventions	NCT03186638; NCT01238120
Nicotine	glutamatergic neurotransmission	NCT02312934

Future Directions – Non-Medical Trials

Intervention	Putative Mechanism/Interventions	Clinical trial registry numbers
Cognitive rehabilitation	Computerized cognitive training +/- exercise	NCT03285048; NCT03094026
Trans-cranial direct current stimulation	Enhancement of neuroplasticity	NCT03487601; NCT03143894
Psychotherapy	Meditation Based Stress Reduction	NCT02786797; NCT03253627; NCT02518308
Exercise +/- behavioral interventions	Specific supervised physical exercise programs in patients with cancer, tailored to physical capabilities, some in combination with behavioral therapy	NCT03049124; NCT02999074; NCT02934880; NCT02793921; NCT02533947; NCT03191968; NCT03169075;
Light therapy	Correction of circadian rhythm abnormalities	NCT02677987; NCT02661308
Alternative Therapies	Acupuncture, Tai Chi	NCT02457039; NCT03196037

Summary

- There are reasons to believe that chemotherapy has toxic side effects on the brain – chemobrain is “real”
- Other factors also contribute to problems with cognition in some people after BMT
- Primary issues include attention, memory, processing speed and executive function
- Fortunately, problems tend to be relatively mild and usually recover
- Treatment for cognitive problems is available:
 - Neuropsychological evaluations can help understand the problem
 - Strategies range from simple compensations to medications

Questions?



Questions?



Celebrating a Second Chance at Life Survivorship Symposium

July 11-17, 2020

bmtinfonet.org ♦ help@bmtinfonet.org ♦ 847-433-3313